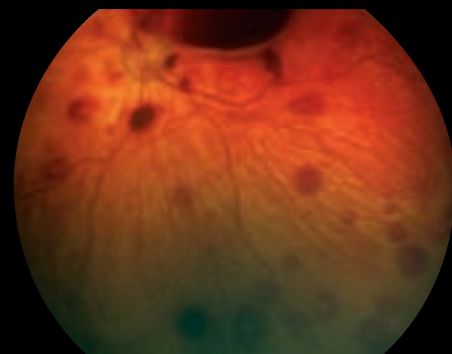
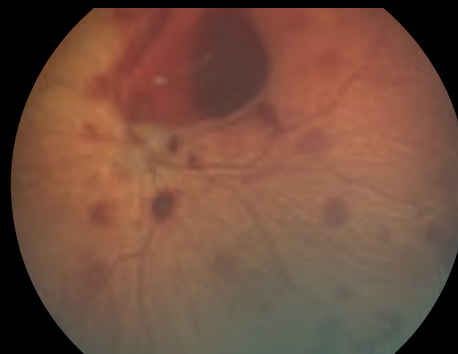
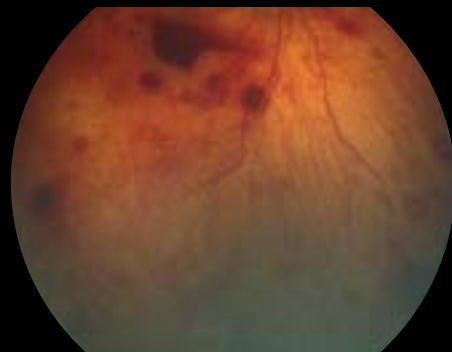
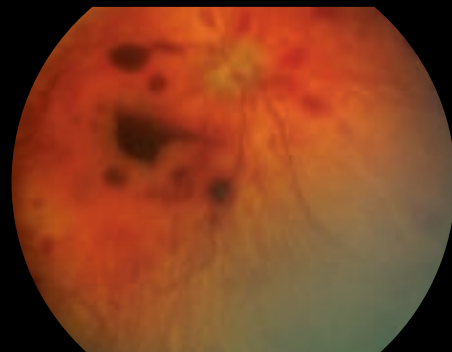


RetCam II

Shaken Baby Syndrome



Shaken Baby Syndrome

Immediate assessment of retinal status. Make instant wide-field, high-resolution images for diagnostic and medico-legal documentation. Trauma Center personnel can be easily trained to use the RetCam. Digital images can be sent to the ophthalmologist for immediate interpretation.

Images courtesy of:
Cynthia VandenHoven, BAA, OA, The Department of Ophthalmology and Vision Sciences, The Hospital for Sick Children, Toronto, Canada
Elise Hon, M.D., Department of Ophthalmology and Vision Sciences, The Hospital for Sick Children, Toronto, Canada
John D. Baker, M.D., Children's Hospital of Michigan, Detroit, MI
Thomas A. Nakagawa, M.D., F.A.A.P., Children's Hospital of the King's Daughter, Norfolk, VA